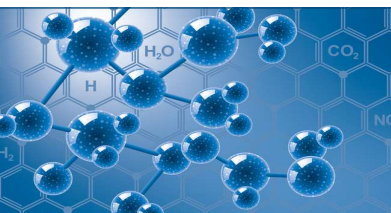


DataCollectorXP


Multi-Channel Data Logger



Sciences




Research



Industries



Eco



HVAC



DataCollectorXP Data Logger Series



DCXP-8/16



DCXP-8/16-GPRS

Universal Inputs

The Driesen + Kern DataCollectorXP is a multi-channel data logger designed for long-term measurements in industrial environments. It combines flexible connectivity with high measurement resolution and accuracy making it the right solution for a wide range of applications.

The low current consumption allows battery-powered long-term measurements for several years.

Access and configure the DCXP via the USB interface or use a card reader to download data from the SD card. Even more convenient is the data upload to a server with the optional GPRS modem. Access your data from everywhere and at any time. We can also offer disk space on our server, optionally. Besides the FTP upload of your data, you can also set up alarm messages or status messages over FTP or via SMS (to up to 8 predefined telephone numbers).

Driesen + Kern offers a variety of probes such as PT100/PT1000 temperature probes, thermocouples, strain gauges, combined humidity and temperature sensors as well as transducers for pressure, force, radiation and air velocity for connection with the DataCollectorXP.

Live Readings

The DCXP can transmit live readings while logging so you can analyse the measured data on your computer screen and save them at the same time.

Use any custom software for import, processing and export.

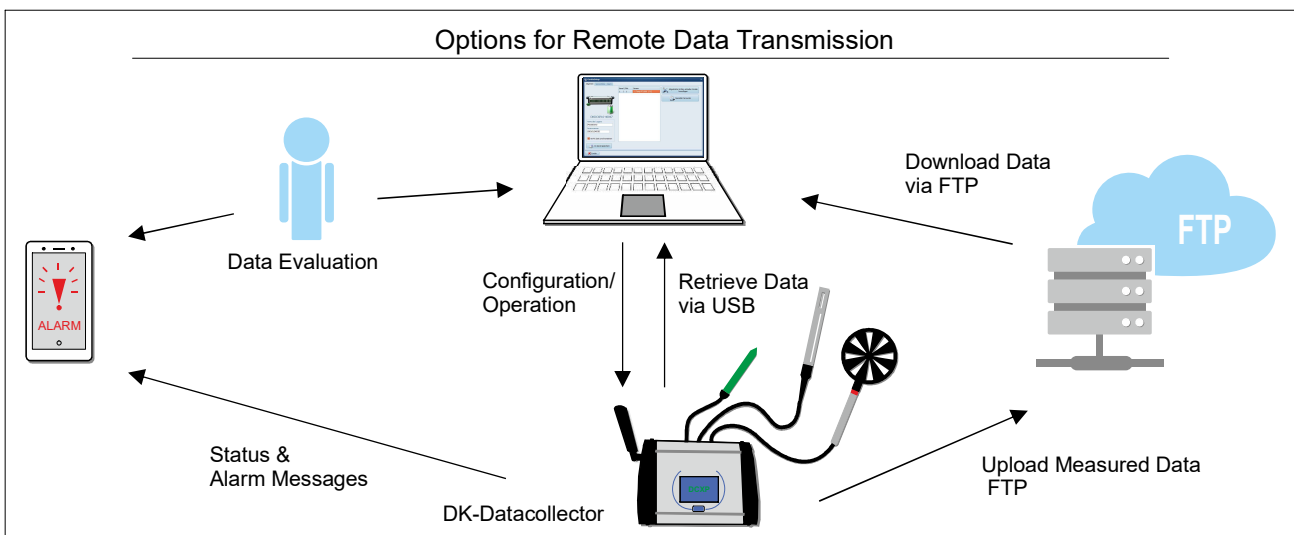
The DCXP's touchscreen display also shows the current readings.

ASCII Streaming Function

Easily integrate the DCXP into your data acquisition infrastructure by enabling the ASCII stream mode.

In ASCII stream mode you can access the logger and download readings with a terminal application (Windows/Linux). The data logging function is disabled in ASCII stream mode.

The USB driver emulates a virtual COM port working as a gateway to your custom software or downstream measuring system. This makes the DCXP more than "just" a data logger - and rather an interface to your comprehensive process measuring and control technology.



Features

DCXP-8/16 with 8 or 16 easily adjustable sensor inputs

DCXP-8/16-GPRS with 8 or 16 easily adjustable sensor inputs and GPRS modem

- Analogue inputs for voltage, current, resistance, strain gauges, state
- Also programmable for PT100/PT1000 sensors, thermocouples and thermistors
- Suitable for combined digital humidity & temperature sensors
(Each uses one slot so you can have 16/32 measured values)
- Two inputs configurable for pulse count
- Low current consumption allows battery-powered operation for several years, socket for power-supply unit built-in.
- Model with GPRS modem for FTP data upload, additional alarm and status notifications via SMS/GPRS
- Sampling interval: 2 Hz...8 Hz*, 1s...24hrs
- Includes SD card with capacity for 1000 million readings
- Icon on LCD and one switching output for alarms
- Triggered start of measurements on all channels
- Voltage supply for connected probes/sensors (sensor start-up time: 10 seconds)
<5V & ≤1mA can be supplied in battery mode
>5V & up to 24mA can be supplied in mains operation
- Analogue signal conversion to linear units and readings on touchscreen display. Comprehensive formula editor and functions available in InfraLog software.
- USB port (micro USB Type B)
- ASCII Streaming Function

*Analogue signals only



DCXP-16-GPRS with built-in GPRS modem



DCXP status / alarm LED, USB port, mains connection

Specifications

General

Operating range:	-20...+70°C
Power supply (internal):	4xAA alkaline
Power supply (external):	power supply (included)
Battery life:	2 years @ 1 min 1/2 year @ 10 s 50 days @ 1 s
Sampling interval:	1s...24hrs
FastMode:	2...8Hz (analogue input only)
Memory capacity:	1000 million readings (SD card)
Dimensions:	245 x 194 x 63 mm
Enclosure material:	Aluminium

Sensors and inputs

Inputs:	DCXP-8 8x inputs DCXP-16 16x inputs
Input configuration:	Voltage, current, strain gauge, temperature (PT100/PT1000 Thermocouple Types K,T,J,B,E,N,R,S) state, 2 channels for pulse count
Integrated barometric pressure sensor:	Measuring range: 10...1300hPa Resolution: 0.1hPa Accuracy: ± 1.5 hPa
Trigger input:	Triggered measurement run upon threshold exceedance or status query Configurable on every channel
Alarm output:	Relay 60V/1A
Power supply for connected sensors:	Voltage supply for connected sensors/probes (sensor start-up time 10 seconds) can be supplied in battery mode can be supplied in mains operation Sensors with two-wire current loop can also be powered this way.
Communication:	USB interface (galvanically isolated) SD card (download with card reader) GPRS upload via FTP

Order Code

DCXP-8	Data logger with...
DCXP-16	8 input channels
DCXP-8-GPRS	16 input channels
DCXP-16-GPRS	8 input channels and GPRS modem
	16 input channels and GPRS modem

Voltage/Strom:

Several options are available for connecting external voltage or current signals:

Connecting Transmitters/Sensors

If you want to employ transmitters with voltage outputs you can directly connect the voltage signals (e. g. 0...10V).

The logger will convert the measured values, display and save them in their respective physical units.

Current signals up to 24mA can be connected through a connector with a high-precision shunt. (Article DCXP0390 with 4 connector plugs)




Galvanically Isolated Measurements

We offer galvanically isolated connector modules for measurements in facilities, electric cabinets or on PCBs which require the highest degree of precision and safety.

The DKC-UG can be used for potential-free measurements of voltage signals up to 10V (signals up to 50V on request).

The DKC-IG is used for galvanically isolated measurements of current signals from 0...24mA.

An external shunt can be integrated for measurements with higher Ampère levels. Maximum voltage is also 50V. (Article code DCXP0178)



Single-ended Voltage Signals

Range (mV):	0..10	0..20	0..50	0..100	0..1V	0..2.5V	0..5V	0..10V	0..50V
Resolution (μ V) ¹ :	0.58	0.58	0.76	1.54	15.54	38.9	76.9	154	750
Input Impedance (MOhm):	2.5	2.5	2.5	2.5	2.5	0.1	0.1	0.1	0.1
Accuracy:	0.05% of chosen measurement range								

² Single-ended signals can be sampled at a maximum of 8 Hz. In this case resolution increases by ten times compared to the values specified above.

High Impedance Mode (Voltage Signals)

Range (mV):	± 5	± 10	± 20	± 50	± 100	± 1000
Resolution (μ V) ² :	0.15	0.3	0.6	0.8	1.5	15
Input Impedance:	1 G Ω					
Accuracy:	0.05% of chosen measurement range					

² Maximum sampling rate is 1 Hz. This input range is used mostly for measuring electrochemical reactions.

Current

Range (mA):	0...24mA
Resolution (μ A):	0.36 μ A
Input Impedance:	10 Ω
Resolution:	0.05% of chosen measurement range

Measuring Resistance

Range:	0...1M Ω
Resolution:	0.0015% of chosen measurement range
Accuracy:	0.05% of measurement ranges 0...1000 Ω , 0...10K Ω , 0...100K Ω , 0...1M Ω

Pulse Count:

Two of the inputs can also be configured for pulse count. These potential-free signals with a low level <0.5 VDC and a high level between 2 and 3 VDC can be connected using the standard cable. Higher pulse signals (24V max) need to be connected with DKC-P cables.

State:

Any of the inputs can be used for state logging (0 or 1) and can also be set to trigger logging at the same time. In this mode the logger checks whether the state has changed every 8 seconds.

Trigger Input:

The DataCollector XP has trigger inputs which can be used to start logging. You can use the standard **alarm function** on any of the input channels to program a threshold value for your sensors whose exceedance initiates logging. Furthermore you can select **"State"** on these channels and connect it to a switch contact (make contact element) to start the logger.

Pulse (potential-free), 2 Inputs Only

Range:	0...65,000 pulses per interval	0...100Hz
Resolution:	1 pulse / 1Hz	1 pulse / 1Hz
Accuracy:	1 pulse / 1Hz	1 pulse / 1Hz

Pulse (Voltage Pulse, max. 24V), 2 Inputs Only

Range:	0...65,000 pulses per interval	0...1,300Hz
Resolution:	1 pulse / 1Hz	1 pulse / 1Hz
Accuracy:	1 pulse / 1Hz	1 pulse / 1Hz

**Strain Gauges (Wheatstone)
(for bridges with 60...700 Ohm)**

The DataCollector XP is able to measure wheatstone bridges (60-700 Ohm). It can supply the necessary stabilised current of 1mA.

Range (mV):	±5	±10	±20	±50	±100
Resolution (µV)*:	0.15	0.3	0.6	0.8	1.5
Input Impedance:	2.5MΩ				
Accuracy:	0.1% of chosen measurement range				

* At a sampling rate of 8 HZ the resolution is ten times compared to the specified values.

Humidity Sensors

Humidity	Range	Resolution	Accuracy
(internal/external)	0...100%RH	0.04%RH	see Graph A

If you connect digital humidity & temperature probes, these will use only one slot for each combined probe.

Calculated values:

In addition to relative humidity you may also retrieve calculated values such as absolute humidity, dewpoint, wet bulb temperature, aW-Value, mixing-ratio, norm humidity, enthalpy, TH70/80-value.

The humidity sensor can be used in a range of 0...100%RH. It may not be wetted excessively and is not to be used in an environment of extremely high humidity and high temperature at the same time.

The graph shows the limitations of use.

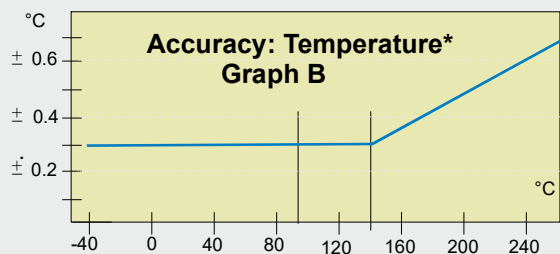
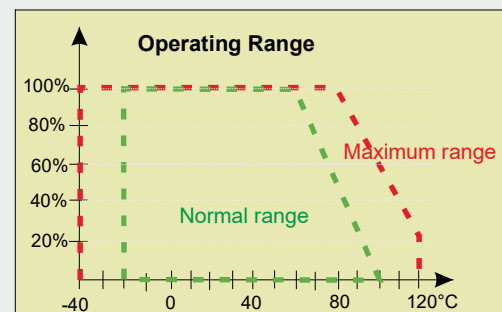
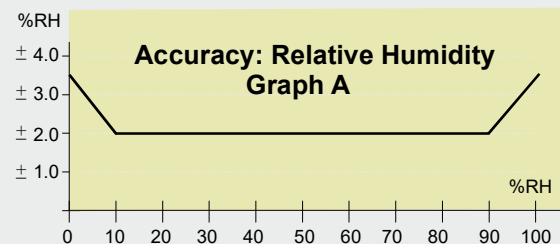
If used outside the normal conditions the humidity reading may temporarily offset by up to 3%. After returning to normal conditions it will slowly return to calibration state by itself. Operation outside the maximum conditions is not recommended.

Temperature	Range**	Resolution	Accuracy
PT100, PT1000*	-100...+250°C	0.01 K	see Graph B
Thermistor	-40...+120°C	0.01 K	see Graph B
Thermocouple***			
TypeK	-200...+1400°C	0.05 K	acc. TC- Class I/II
TypeJ	-210...+1200°C	0.05 K	
TypeT	-200...+400°C	0.05 K	
TypeB	-250...+1820°C	0.05 K	
TypeE	-200...+1000°C	0.05 K	
TypeN	-200...+1300°C	0.05 K	
TypeR	-50...+1750°C	0.05 K	
TypeS	-50...+1770°C	0.05 K	
Temperature in combined humidity-/temperature Sensors	-40...+120°C	0.01 K	ref. Graph C

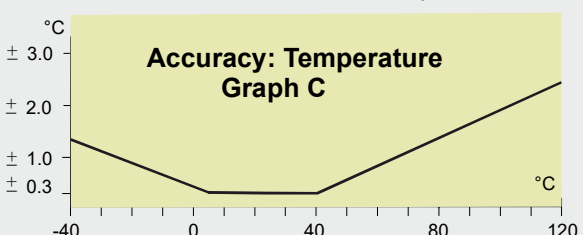
* All standard temperature probes use a precise PT1000-sensor

** Values can also be converted to K (Kelvin) or F (Fahrenheit).

*** Thermocouple probes with Mini ISA connector can be connected using the DKC-TC-0 cable.



* Custom calibration for ±0.1°C on request



Specifications - Sampling Rate / Interval

The interval in which the readings are taken is user-configurable. The following table shows the maximum sampling rate for each sensor. The configurable rate has to comply with the measurand which has the lowest sampling rate.


Sensor	max. Sampling Rate	Sensor	max. Sampling Rate
PT1000, Pt100	8 Hz	Voltage (DVM)	8 Hz
Thermistor	8 Hz	Voltage (HighImp)	4 Hz
Thermocouple	4 Hz	Pulse	1 Hz
Humidity & Temp.	4 Hz	Frequency	1 Hz
Condensation	8 Hz	State	8 Hz
Waterdetector	1 Hz	Light	1 Hz
Soil moisture	1 Hz	CO2	1 Min
Resistance	8 Hz	Pressure, barom.	1 Hz
Strain gauge	8 Hz	Pressure, analogue	8 Hz
Current	8 Hz	Differential pressure	8 Hz

Accessories for the DataCollectorXP



DCXP00090

Hard protective case. Fits logger and accessories plus several sensors.



Upon request, we provide a certificate of calibration for the logger and the sensors.



DCXP0390

Set contains 4 connecting terminals with integrated high-precision shunt. Needed to connect transmitters with current output.



InfraLog Light or Enhanced

Single-user licence, with charts and analysis tools for your measurement data



DCXP0178 DKC-IG / DKC-UG

Galvanically isolated module for measuring **Current/Voltage** in plants/circuitry.



DCXP0195

PSU (15V/1.5A, low-noise) supplies DCXP and connected sensors up to max. 100mA per channel and 1.5A in total



Connection cables:

DKC-S-2000-0 (length 2m, 0...1V)
 DKC-S-5000-0 (length 5m, 0...1V)
 DKC-U-2000-0 (length 2m, 0...10V)
 DKC-U-5000-0 (length 5m, 0...10V)
 DKC-I-2000-0 (length 2m, 0...24mA)
 DKC-I-5000-0 (length 5m, 0...24mA)
 DKC-P-2000-0 (length 2m, pulse)
 DKC-P-5000-0 (length 5m, pulse)
 Other lengths and ranges upon request



DCXP0700 / DCXP0750




Protective enclosure for outdoor use with 8/16 robust connection sockets.

Suitable Probes and Accessories









for the DCXP Data Logger

Driesen + Kern manufactures a range of reasonably priced standard temperature probes suitable for the DCXP. These probes are also compatible with data loggers from the rugged product lines.

Temperature sensors for the DCXP Data Logger

	<p>DS Standard Probe D=4mm, L=100mm</p> <p>CM Standard Probe D=4mm, L=50mm</p>		<p>CO Air Probe D=4mm, L=17mm extra fast response time</p>
	<p>EU Surface Probe L=20mm, W=10mm</p> <p>EUM Surface Probe with magnet L=25mm, W=14mm</p>		<p>MT Sheathed Thermocouple D=3mm, L=200mm high temperature up to 1 200°C (see separate data sheet for more thermocouple probes)</p>

Humidity/Temperature Sensors for the DCXP Data Logger

	<p>RFT - Probe for measuring humidity and temperature. Operates at -20... +80°C and up to -40...+120°C with PTFE-cable type G. Dimensions: D=8x35mm</p>		<p>Tr351 Radiation/Rain Shield suitable for probes RFT-325 and DKRF300-325. Minimizes the impact of sunlight and rain. (D=77mm/H=108mm)</p>
	<p>DKRF300 - Probe for measuring humidity and temperature. Op. conditions: -20... +80°C Dimensions: D=8x101mm</p>		<p>RFTXXS - Special probe with extra small dimensions (D=4mm, L=20mm), -40...+120°C with PTFE-cable Type G</p>
	<p>RFTO - Special probe for humidity/temp measurements in walls and boundary layers between -20...+80°C. D=30mm x H=10mm</p>		<p>RFTW - Special probe for measurements in boundary layers such as walls or intermediate spaces Dimensions: L=45mm,B=20mm</p>
	<p>DKRF370 - Humidity/temperature probe for compressed air up to 100 bar, G3/8" thread, L=100mm, D=13mm, Operating conditions: -20...+80°C.</p>		<p>SHSW - Special probe for detection of wetting and water ingress. Probe sends signal 1 when detecting water and 0 when the monitored area is dry. Dimension: 60 x 10mm</p>

Connecting Cables for Temperature/Humidity Probes

Standard probes are fitted with Type V PVC cables and can be used under conditions ranging from -20...+80°C. Special Teflon® (Type G) cables allow operation within the range of -75...+250°C. Operating conditions of probes RFT-325 and RFTXXS-325 with the Teflon® cable are -40°C...+120°C. Order identifier paradigm: **DS-325-V-2000-0** stands for standard probe with 2m PVC cable; **DS-325-G-2000-0** is the standard probe with 2m Teflon® cable. Refer to our separate data sheet for more probes!

Suitable Probes and Accessories

for the DCXP Data Logger

Driesen + Kern also offers a range of sensors that can be connected to the DCXP Data Logger Series. Below is a selection of our products. Of course, you can also equip the device with products from another manufacturer if you do not find a suitable model among the listed sensors. Please don't hesitate to contact us for advice on how to choose the right sensor.

Current Clamps, Linear Position Sensors, Force Sensors, Weather sensors		
	Current Clamp MN-89 Range: 0.5..240A Max. conductor D=20mm	 Transducer Model Uw: U _{max} = 650V (AC) (no aux. voltage required) Model UgT: U _{max} = 600V (DC) Model IgT: I _{max} = 5A (DC)
	LP-50F Linear Position Sensor Detects displacements Total length: L=129mm Electrical stroke max. 50mm	 K25 Load Cell For tension and compression force measurements Range: 0.02...50 kN Accuracy: 0.1%/0.2%
	SKYE Light Sensors We offer a variety of sensors, e. g. Pyranometers for total sunlight, UV and PAR sensors	 DKSM100 Soil Moisture Sensor Special probe for measurements of volumetric soil moisture
	MA60/6 Micro/Mini/Macro Air Velocity Sensors* Measuring range: 0.2..40m/s Micro (11x15mm) Mini (22x28mm) Macro (85x80mm)	 Pressure Probe PSense650 Various models as waterlevel or screw-in probes with ranges from 1 bar up to 100 bar Resolution: up to 0.1mm
	ARG100 Rain Gauge Well-priced tipping bucket rain gauge Collector surface: 506.7cm ² Sensitivity: 0.2mm	 Young 52202/52203 Rain Gauge Heatable tipping bucket rain gauge, recommended by the WMO Collector surface: 200cm ² Resolution: 0.1mm
	WG3400 Reasonably Priced Air Velocity Transducer Range: 0.5-35m/s Accuracy: 0.5m/s i. e. 5% (no aux. supply needed)	 WR3124 Well-priced Weather Vane (Potentiometer) Resolution: 0.5° (requires no additional power supply)

* = M60 with impulse output (max. 2 connectable)
 M6 with voltage output (only with mains operation)

Software *InfraLog* for Windows V5

for DataCollectorXP - Data Logger



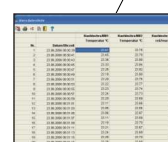
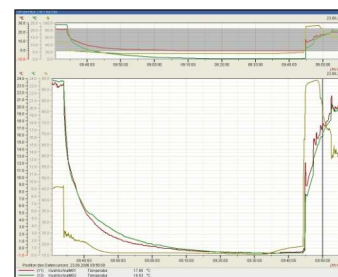
The software InfraLog provides EASY, SECURE & CONVENIENT control for all Driesen + Kern products. After establishing a connection between your logger and PC, InfraLog automatically detects the device.

InfraLog V5 offers a multitude of features for the **DCXP**-series.

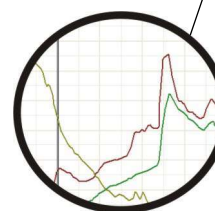
InfraLog is available in three versions: Basic (included in delivery), Light and Enhanced (both optionally available) each with a different number of features, including password protection and language options. It may be installed on all modern Windows-versions using a PC, notebook or windows-based tablet.

INFRALOG FEATURES	BASIC	LIGHT	ENHANCED (Professional)
Automatic device detection	x	x	x
Conversion from base units of measurement into customizable physical values	x	x	x
Load/save device settings	x	x	x
Upgrade device firmware via USB	x	x	x
Save readings to your PC's hard drive or network storage	x	x	x
Customize InfraLog's appearance	x	x	x
Symbols and Icons indicate logger status (logging/alarm/battery)	x	x	x
Total control (settings, start, stop, download etc.)	x	x	x
Measurement input configuration	x	x	x
Download data without stopping the logger	x	x	x
Online readings	x	x	x
Export to Excel (fast conversion)	x	x	x
Calculate absolute humidity, dewpoint etc.	x	x	x
Supports USB 2.0 for download rates of 1 Mbit (100 000 readings in 20 s)	x	x	x
Menu languages (German, English, Spanish, French)	x	x	x
Compatible with Windows 7, 8 & 10	x	x	x
Formula compiler calculates any measured variable		x	x
y/t charts (readings over time)		x	x
Three scalable axes		x	x
Zooming function		x	x
Meter readings at the cursor		x	x
Display as spreadsheets		x	x
Combine a series of measurement in one chart		x	x
Definition of thresholds		x	x
Statistics (min, max and average values)		x	x
y/x charts (values over values)			x
Generate daily, weekly, monthly and annual reports			x
Specify beginning and end of analyzed period			x
Input of analysis interval			x
Print settings			x

Well-arranged charts with overview and up to three Y-axes



Meter-reading at the cursor



Zooming function



จัดจำหน่ายโดย
บริษัท โอเมก้า เมชเชอริง อินสตรูमेंท์ จำกัด
50/23 หมู่ 3 ต.มหาสวัสดิ์ อ.บางกรวย จ.นนทบุรี 11130
Tel : 02 105 4676
Fax : 02 903 0080 ext. 6867
Email : info@omi.co.th



Subject to technical change without notice / DCXP V18.4

