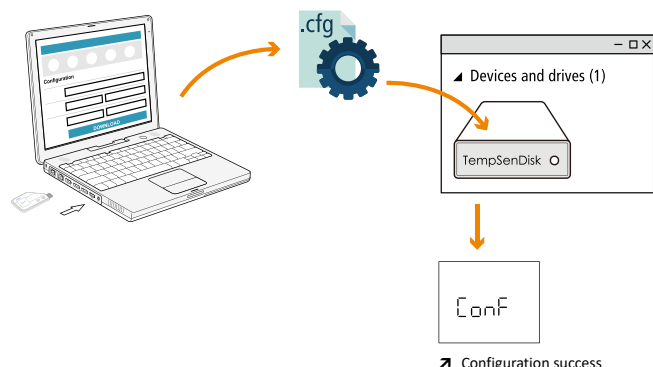


1> Configuration > a. Online Configuration

Connect ITAG® 4 data logger to PC via USB connection, open online configuration portal www.itag4.com in internet browser, then select the device you are going to configure, input configuration parameters, download configuration profile (.cfg format) and save it to the logger created Removable Storage Device "TempSenDisk".



Configuration file contains local Time Zone information, so please download new configuration file when you are in different time zone to avoid time error.

1 > Configuration > b. Configuration via TempCentre

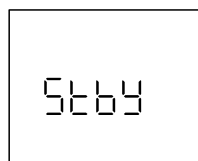
Connect logger to PC, open TempCentre software, move to **Configure Device** mode, enter configuration parameters, and click **Apply** to complete configuration.

Please **DO NOT** remove logger from PC before you are prompted of configuration success.

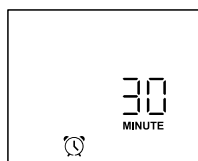


Please download TempCentre software from <http://www.tempsen.com/software/tempcentre>

2> Start and Stop recording



➤ Ready for Manual Start



➤ Wait for start recording.
Start Delay (30 minutes)





➤ Wait for start recording.
Auto Start



Press and hold  button for **3** seconds to activate logger, "Hold" on LCD reminds user to keep current button action, until  appears on downleft corner of LCD.

If logger was set with start delay, recording begins after start delay time elapsed.

Press and hold  button until  (Stop) appears on home screen to stop recording. You could disable STOP button during configuration.

ITAG4 could not be stopped by pressing button within 30 minutes after recording begins.

3> Download Data

Connect ITAG® 4 data logger to USB port, and copy PDF report from **TempSenDisk** to your computer.



a. PDF report created by ITAG® 4 contains raw data, so please **DO NOT** perform any "Save" or "Save as" actions within PDF reader software. Otherwise, content of PDF file will be reorganized by PDF reader software and cause raw data embedded in PDF file unrecognizable.

b. Please **DO NOT** remove ITAG4 from USB port while it's still in process of generating PDF report.

You could also download device using TempCentre software.

4> Battery & Shelf Life

Please pay attention to EXP date (Expiry Date) printed on the back side of each logger every time starting recording, please **DO NOT** use the logger if the EXP date is earlier than current date.

EXP Date: 09/16 (MM/YY)

➤ Expiry date: September, 2016

Please **DO NOT** connect ITAG4 to PC if you do not plan to use it immediately, first time connecting ITAG4 to PC would turn on power and start consuming battery energy.

Please note two years shelf life is only applicable to ITAG4 loggers not connected to PC yet. Factory programmed ITAG4 logger comes with one (1) year shelf life.



After first time connected to PC, ⚡ appears on the bottom of LCD, reminding you power already turned on.

Qualified for Air Transportation Monitoring



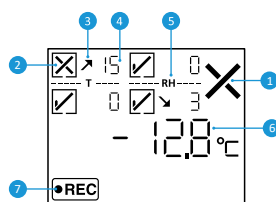
ITAG® 4 data logger contains one(1) CR2032 lithium metal battery, which passed the Part III, SubSection 38.3 of the UN Manual of Tests and Criteria.

ITAG® 4 data logger is also certified to meet requirements in General Requirements and Section II of Packaging Instruction 970, IATA Dangerous Goods Regulations.

ITAG® 4 complies with DO160G Environmental Conditions and Test Procedures for Airborne Equipment.

5> LCD Messages

▼ Home Screen



1	Overall Status: Alarm OK
2	Alarm Status for each alarm zone ¹ : High Zone :Alarm
3	Alarm limit violation indicator
4	Number of limit violation events ¹ : 15
5	Measurement: T Temperature, RH Relative Humidity ²
6	Current reading: -12.8 °C
7	Running Status: Recording

➤ ¹For multiple alarm ranges model, alarm zones A1, A2, A3 display as high zones, A5, A6 display as low zones. Number of limit violation events is an added up number of all violation events incurred in all high or low zones.

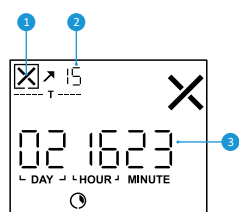
➤ ²Humidity measurement only applicable to ITAG®4 TH

▼ Logging Statistics

Click **View** button to step through following recording statistics.

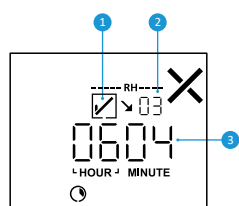


1	Max, Min, Avg Value
---	---------------------



Alarm Zone: High (Temperature)

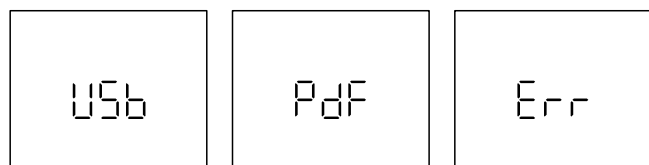
1	Status: Alarm
2	Limit violation events: 15
3	Violation duration time: 2 days 16 hours 23 minutes



Alarm Zone: Low (Humidity)

1	Status: OK
2	Limit violation events: 3
3	Violation duration time: 6 hours 4 minutes

▼ Actions



➤ Connecting to PC

➤ Generating PDF Report

➤ Error

6> Important Usage Information

- Please **DO NOT** use the logger if there is no LCD response or Error appears on LCD after started.
- If there is error after configuration, please try to re-configure ITAG4 data logger to eliminate error.
- Data stored in ITAG4 data logger is retrievable after battery ran out.
- ITAG4 data logger contains CR2032 lithium battery, please do not heat, microwave or recharge it.
- ITAG4 data logger could not be configured again after started.

7> Warranty

TempSen warrants this TempSen-branded hardware product against defects in materials and workmanship under normal use for a period of ONE (1) YEAR from the date of retail purchase by the original end-user purchaser ("Warranty Period"). If a hardware defect arises and a valid claim within the Warranty Period, as its option and to the extent permitted by law, TempSen will either (1) repair the hardware defect at no charge, using new parts or parts equivalent to new in performance and reliability, (2) exchange the new product with a product is new or equivalent to new in performance and reliability and is at least functionally equivalent to the original product, or (3) refund the purchase price of this product. TempSen may request that you replace defective parts with new or refurbished user-installable parts that TempSen provides in fulfillment of its warranty obligation. A replacement product or parts, including a user-installable part that has been installed in accordance with instructions provided by TempSen, assumes the remaining warranty of the original product or ninety (90) days from the date of replacement or repair, whichever provides longer coverage for you. When a product or part is exchanged, any replacement item becomes your property and the replaced item becomes TempSen's property. Parts provided by TempSen in fulfillment of its warranty obligation must be used in products for which warranty service is claimed. When a refund is given, the product for which the refund is provided must be returned to TempSen and becomes TempSen's property.

EXCLUSIONS AND LIMITATIONS

This Limited Warranty applies only to the hardware product manufactured by or for TempSen that can be identified by the "TempSen" trademark, trade name, or logo affixed to it. The Limited Warranty does not apply to any non-TempSen hardware product or any software, even if packaged or sold with the TempSen hardware. Manufacturers, suppliers, publishers, other than TempSen, may provide their own warranties to the end user purchaser, but TempSen, in so far as permitted by law, provides their products "as is". Software distributed by TempSen with or without the TempSen brand name (including, but not limited to system software) is not covered under this Limited Warranty. Refer to the licensing agreement accompanying the software for details of your rights with respect to its use.

TempSen does not warrant that the operation of product will be uninterrupted or error-free. TempSen is not responsible for the damage arising from failure to follow instructions relating to the product's use.

This warranty does not apply: (a) to consumable parts, such as batteries, unless damage has occurred due to a defect in materials or workmanship; (b) to cosmetic damage, including but not limited to scratches, dents, and broken plastic on parts; (c) to damage caused with non-TempSen products; (d) to damage caused by accident, abuse, misuse, flood, fire, earthquake, or other external causes; (e) to damage caused by operating the product outside the permitted or intended uses described by TempSen; (f) to damage caused by service (including upgrades and expansions) performed by anyone who is not a representative of TempSen or TempSen Authorized Service Provider; (g) to a product or part that has been modified to alter functionality or capability without the written permission of TempSen; or (h) if any TempSen serial number has been removed or defaced.

IMPORTANT: DO NOT OPEN THE HARDWARE PRODUCT. OPENING THE HARDWARE PRODUCT MAY CAUSE DAMAGE THAT IS NOT COVERED BY THIS WARRANTY. ONLY TEMPSEN OR AN AUTHORIZED SERVICE PROVIDER SHOULD PERFORM SERVICE ON THIS HARDWARE PRODUCT.

Please follow local regulations when recycling or disposing of ITAG4 data loggers.

Please call us at +86 21 6768 5210 or send email to support@tempsens.com for technical assistance.

TEMPSEN

monitoring for
Life Science